

**MEDIFLOW WITH THERMOSTATIC CONTROL SYSTEM
STAINLESS STEEL AISI 304 SATIN FINISH**

Code: M02ACS

General Description

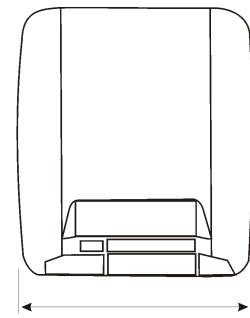
- Warm air hand dryer.
- Sensor operated by hand approximation.
- Airflow temperature electronic regulation.
- Maximum power and airflow.
- Maximum robustness and vandal-proof.
- Suitable for very high traffic facilities.
- Also in recessed version conform to ADA projection requirements.
- It normally goes along with a soap dispenser.

Components & Materials

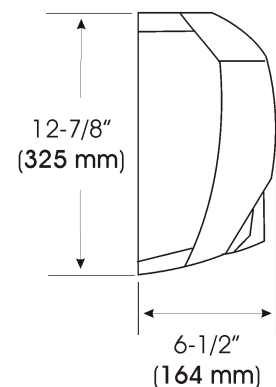
- Stainless steel AISI 304 one-piece cover satin finish, 1/16" (1.5 mm) thick. Cover fixed to the base by means of 2 vandal-proof lock screws and lock with special mediflow® key wrench.
- Fire resistant plastic Noryl V0 base and fan scroll, with 4 Ø 5/16" (8 mm) holes for wall mounting. It includes silent-blocks to dampen mechanical vibrations.
- Motor, universal with brushes, 4,500 rpm, A class, includes a safety thermostat.
- Aluminum asymmetrical double inlet fan wheel.
- Fe, Al & Cr taped winding coil filament resistor that incorporates a safety thermostat. Automatic disconnection ½ second before motor stop. Automatic regulation of air temperature on ambient temperature.
- Adjustable (2"-8") IR electronic detection sensor with polycarbonate viewing window. Selective detection of fixed targets and automatic disconnection system after 120 seconds of continuous use.

Technical Specifications

Voltage	110-120 V	Total power	250- 2,250 W
Frequency	50/ 60 Hz	Motor power	1/3 hp
Electrical isolation	Grounding required	Heating element power	0- 2,000 W
Dimensions	10-3/4"W x12-7/8H x 6-1/2"D	Consumption	2.1-19 A
Weight	9.37 Lbs.	r.p.m.	4,500
Effective airflow	265 CFM	Air temperature (at 4" distance/70°F)	120 °F
Nominal airflow	318 CFM	Estimated drying time	29 sec
Air velocity	5,195 LFM	Noise level (at 79")	65 dB



10-3/4"
(272 mm)



12-7/8"
(325 mm)

6-1/2"
(164 mm)

Dim ± 4%

Operation

Place the hands under the air outflow valve. The dryer will start automatically, and go on with no interruption as long as the hands are kept in the detection range of the sensor. As a safety measure, the appliance will stop after 120 seconds.

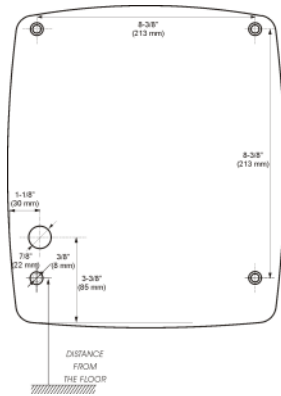
Installation

Screws are included. Please refer to [Back](#)

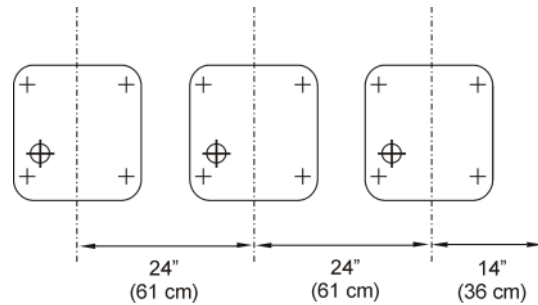
Certificates & Qualifications

UL comply with UL499 norm.

MOUNTING



SERIAL MOUNTING



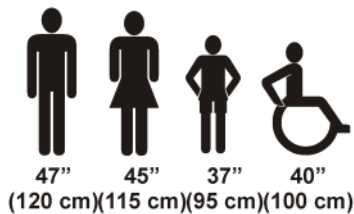
N° dryers to be fitted

In toilet areas with a normal frequency of use and only one wash-basin: 1 dryer.
 In toilet areas with a normal frequency of use and more than one wash-basin: 1 dryer for each 2 wash-basins.
 1 row of 4 wash basins: 2 dryers; 1 row of 6 wash basins: 3 dryers; 1 row of 8 wash basins: 4 dryers.
 In toilet areas with high traffic and more than one wash-basin: 2 dryers for each 3 wash-basins.
 1 row of 4 wash basins: 3 dryers; 1 row of 6 wash basins: 4 dryers; 1 row of 8 wash basins: 5 dryers.

Ideal location

Between the wash-basin and exit. It is not recommended to install dryer between wash-basins, next to urinals, lavatories and showers. If installing automatic dryers over marble surface or ledge, the minimum distance from the dryer to the ledge must be 15-3/4. It is recommended that hand dryers be distributed throughout the washroom area to avoid overcrowding.

H = Distancia al suelo
 H = Distance from floor
 H = Hauteur par rapport au sol
 H = Abstand vom Boden



RECOMENDED HEIGHTS DISTANCE FROM THE FLOOR

Specification

Surface mounted vandal resistant hand dryer shall be fabricated with one-piece 1/16" thick stainless steel AISI 304 cover, satin finish. The back base shall be fire resistant plastic Noryl VO and with 4 holes for wall mounting. The dryer shall be activated through an infrared electronic sensor and shall automatically turn off when hands are removed. Sensor shall automatically shut dryer off approximately 120 seconds after dryer turn on if inanimate object is placed. Sensor shall have a polycarbonate viewing window. Motor shall be 1/3 hp, 4,500 r.p.m. , universal type, class A including a temperature limiter which switch off at 248 °F (120°C.) . The hand dryer shall have an auto-adjustable heating element with 4 heating levels: 0 –800 – 1,200 – 2,000 Watts which permit the automatic regulation of the air temperature according to the room temperature. The Fe, Al & Cr taped winding coil filament heating element should incorporate a thermal limiter, which will switch off by a temperature of 230 °F (110°C.). The heating element shall have an automatic disconnection ½ second before motor stop. The hand dryer should have an asymmetrical double inlet fan wheel, and the fan scroll shall be made of a fire resistant plastic Noryl VO. Dryer shall deliver 318 CFM of air at 120 °F (49 °C) and 5,195 LFM velocity during user controlled drying cycle. The dryer shall have a total power of from 250 to 2,250 Watts with a consumption from 2,1 to 19A. Noise level should be 65 dB. Overall dimensions shall be 10-3/4"W x 12-7/8"H x 6-1/2"D. Unit shall be UL listed, and /or VDE approved and CE marked.

Surface-Mounted Hand Dryer shall be Model M02ACS of Saniflow Corporation, 2655 Le Jeune Road Suite 810, Coral Gables, FL 33134

Saniflow Corp reserves the right to make changes and/or modifications to the products and their specifications without warning or notice.

Revision 04-2004

© SANIFLOW Corp.