

**SANIFLOW PUSH-PUSH-BUTTON
OPERATED CHROMED GOLDEN FINISH**

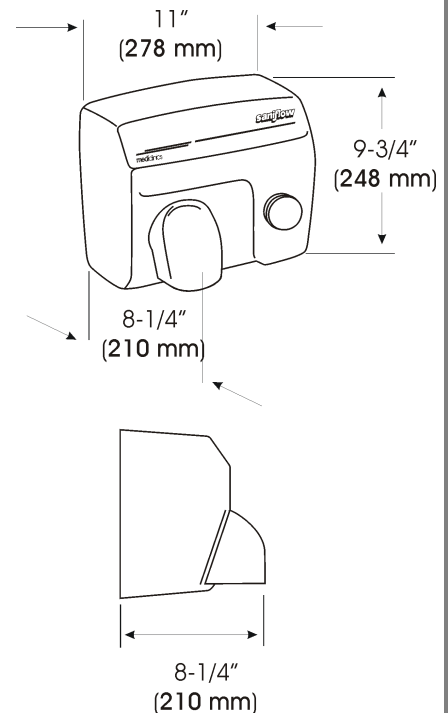
Code: E880

General Description

- Warm air hand dryer.
- Push-Push-button operated.
- Maximum robustness and power.
- Vandal-proof.
- Suitable for very high traffic facilities.
- It normally goes along with a soap dispenser.

Components & Materials

- Steel one-piece metal cover chromed golden finish 5/64" (1,9 mm) thick. Cover fixed to the base by means of 2 vandal-proof lock screws and lock with special saniflow® key wrench.
- Base in aluminum, 1/8" (3 mm) thick, with 4 Ø 5/16" (8 mm) holes for wall mounting.
- Fire resistant plastic UL 94-VO fan scroll.
- Motor, universal, 5,500 rpm, B class, included a 4 A fuse with sealed and self-lubricated ball bearings.
- Aluminum centrifugal turbine with double symmetrical inlet.
- Waved wire NiCr heating element that incorporates a safety thermostat.
- Nozzle in chrome plated zamak, 22 µ thick.
- Push -Push-button in chrome plated zamak, 22 µ thick, that activates an electromechanical timer with a 34 seconds cycle.



Dim ± 4%

Technical Specifications

| | | | |
|-------------------|--------------------------|---|---------|
| Voltage | 110-120 V | Total power | 1,850 W |
| Frequency | 50/ 60 Hz | Motor power | 1/3 HP |
| Insulation | Grounding required | Heating element power | 1,600 |
| Dimensions | 11"W x 9-3/4"H x 8-1/4"D | Consumption | 16 A |
| Weight | 14.33 Lbs. | r.p.m. | 5,500 |
| Effective airflow | 203 CFM | Air temperature (at 4" distance/ 70 °F) | 128 °F |
| Nominal airflow | 290 CFM | Drying time | 29 sec |
| Air velocity | 5,512 LFM | Noise level (at 79") | 70 dB |

Operation

Press the Push-button to initiate the drying process. The dryer will go on with no interruption for 34 seconds.

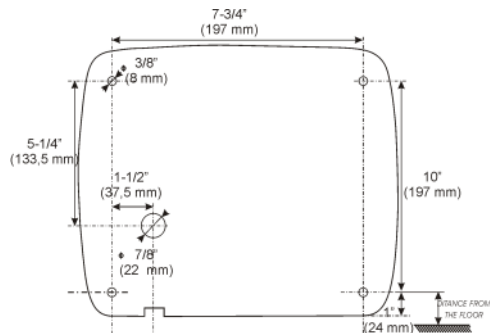
Installation

Screws are included. Please refer to [Back](#)

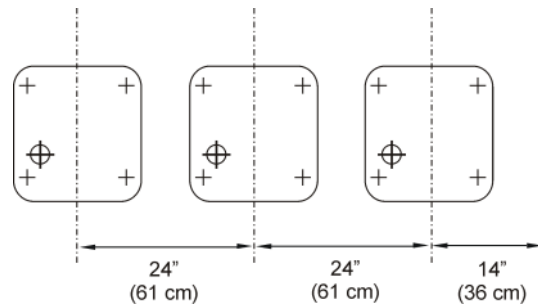
Certificates & Qualifications

UL comply with UL499 norm.

MOUNTING



SERIAL MOUNTING



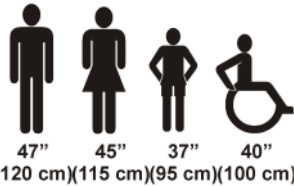
Nº dryers to be fitted

In toilet areas with a normal frequency of use and only one wash-basin: 1 dryer.
 In toilet areas with a normal frequency of use and more than one wash-basin: 1 dryer for each 2 wash-basins.
 1 row of 4 wash basins: 2 dryers; 1 row of 6 wash basins: 3 dryers; 1 row of 8 wash basins: 4 dryers.
 In toilet areas with high traffic and more than one wash-basin: 2 dryers for each 3 wash-basins.
 1 row of 4 wash basins: 3 dryers; 1 row of 6 wash basins: 4 dryers; 1 row of 8 wash basins: 5 dryers.

Ideal location

Between the wash-basin and exit. It is not recommended to install dryer between wash-basins, next to urinals, lavatories and showers. If installing automatic dryers over marble surface or ledge, the minimum distance from the dryer to the ledge must be 15-3/4. It is recommended that hand dryers be distributed throughout the washroom area to avoid overcrowding.

H = Distancia al suelo
 H = Distance from floor
 H = Hauteur par rapport au sol
 H = Abstand vom Boden



RECOMENDED HEIGHTS DISTANCE FROM THE FLOOR

Specification

Surface mounted vandal resistant hand dryer shall be fabricated with one-piece 5/64" thick metal sheet cover, chromed golden finish. The back base shall be aluminum, 1/8" thick and with 4 holes for wall mounting. Cover shall be equipped with a chromed-plated revolving 360° nozzle for hand and face drying. The dryer shall be activated using the chrome-plated zamak 22 μ thick push Push-button, that activates an electromechanical timer with a 34 second cycle before switching dryer off automatically. Motor shall be 1/3 hp, 5,500 r.p.m. , universal type, with a 4A fuse with sealed, self- lubricated ball bearing; The waved wire NiCr heating element should incorporate a thermal limiter which will switch off by a temperature of 176 °F (80°C). The fan should be an aluminum centrifugal turbine with double symmetrical inlet, and the fan scroll shall be made of a fire resistant plastic UL 94-V0. Dryer shall deliver 290 CFM of air at 128 °F (53 °C) and 5,512 LFM velocity during user controlled drying cycle. The dryer shall have a total power of 1,850 W with a consumption 16A. Noise level should be 70 dB. Overall dimensions shall be 11"W x 9-3/4"H x 8-1/4"D. Unit shall be UL listed, and /or VDE approved and CE marked.

Surface-Mounted Hand Dryer shall be Model E88O of Saniflow Corporation, 2655 Le Jeune Road Suite 810, Coral Gables, FL 33134

Saniflow Corp reserves the right to make changes and/or modifications to the products and their specifications without warning or notice.

Revision 04-2004

© SANIFLOW Corp.